

MADE IN ITALY



Belt-driven oil injected
rotary screw compressors

2.2-75 kW



ROTARY SCREW COMPRESSORS FROM 2.2 TO 75 KW: A COMPLETE AND MODULAR RANGE.

Our rotary screw compressors are the answer to the needs of large, small and medium-sized enterprises where compressed air is one of the main energy sources.

HIGH ENERGY SAVINGS

The choice of high quality components combined with IE3 "Premium Efficiency" motors and our high-performance air-ends, ensures low consumptions, remarkable energy savings and exceptional efficiency performances. IE3 motors also reduce CO₂ emissions: an important contribution to protecting the environment.



2.2 - 5.5 kW



7.5-15 kW



18.5-22 kW



KW	Model	Floor mounted	Floor mounted + dryer (ES)	Tank-mounted	Tank-mounted + dryer (ES)	Fixed speed	Variable speed (VS)	pp. catalogue
2.2 - 3 - 4	Ghibli SE 2.2-3.0-4.0 (2.2 also single-phase)	•	–	200 ℓ	200 ℓ	•	–	6 - 7
4	Ghibli 4.0	•	–	200 ℓ	200 ℓ	•	–	8 - 9
5.5	Ghibli 5.5	•	–	270 - 500 ℓ	270 - 500 ℓ	•	–	8 - 9
7.5 - 11 - 15	Storm 8-11-15	•	–	270 - 500 ℓ	270 - 500 ℓ	•	–	10 - 11
11	Storm 11 VS	•	•	–	–	–	•	12 - 13
15	Storm 16	•	–	500 ℓ	500 ℓ	•	–	12 - 13
18.5 - 22	Storm 18.5-22	•	•	–	–	•	only 22	14 - 15
30 - 37	Storm 31-38	•	•	–	–	•	only 38	16 - 18
45 - 55	Storm 45-55	•	–	–	–	•	–	16 - 18
55	Storm 56	•	–	–	–	•	•	16 - 18
75	Storm 75	•	–	–	–	•	•	16 - 18

★ High performances

The special design of the screw profile ensures high performances of compressed air production; a key point of SHAMAL engineering project, entirely Made in Italy.

★ High reliability

Accurate quality control and the use of components of the worldwide leading manufacturers ensure a long service life and long maintenance intervals.



★ Low noise levels

GHIBLI and STORM compressors are extremely quiet: suitable to be installed also near workstations thanks to the use of efficient soundproof materials.

★ 2-year Warranty


Our air-ends, inverters and controllers are covered by a 2-year warranty.



30-37 kW

45-55 kW

75 kW



EFFICIENT COOLING SYSTEM

The cooling system is one of the most innovative in the market: the thermostatic-control centrifugal fan ensures the temperature inside the compressor remains within a specific tolerance and at a constant level, thus avoiding temperature peaks that may prevent the proper operation of the compressor. The action of the fan combined with the oversized radiator efficiency ensures the operation of the machine even in critical climatic conditions. The "silent" fans, the specifically designed labyrinth ventilation and the use of top quality soundproof materials ensure one of the lowest acoustic level of the market.

RELIABLE TRANSMISSION

The Poly-V belt drive ensures significantly lower power losses and a three times longer life than standard "V" belts mounted on other compressors in the market. The belt is tensioned by means of a slide tensioner.

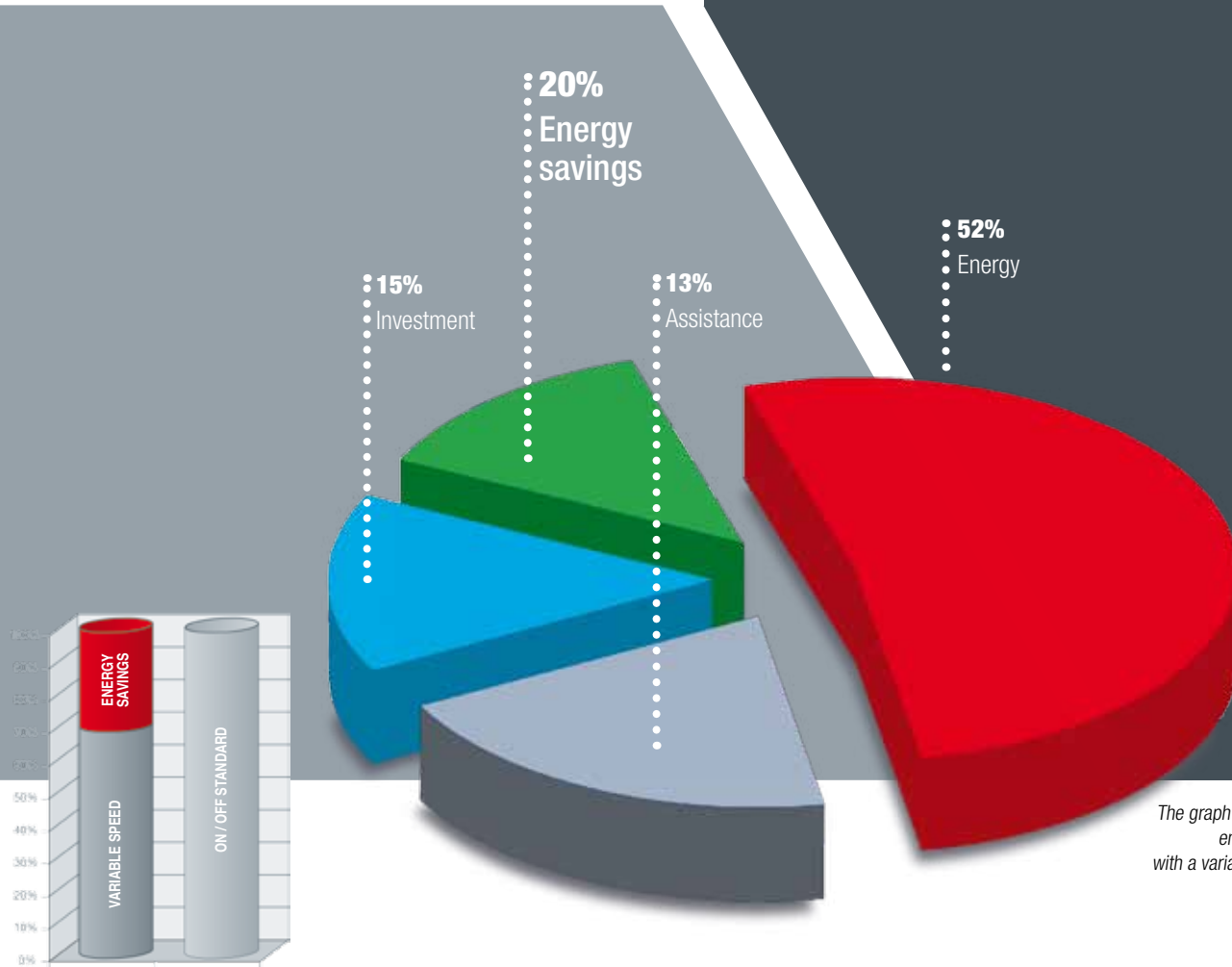
SPIN-ON FILTERS

The oil filter and the oil separator filter (both spin-on type), ensure great efficiency and easy maintenance.



STORM VS ROTARY SCREW COMPRESSORS: DESIGNED FOR INDUSTRIAL USE TO ACHIEVE THE HIGHEST ENERGY SAVINGS.

Our rotary screw compressors are designed for continuous operation also in severe conditions of use, with special attention to energy consumption, low operation and maintenance costs and user-friendly installation and use.



The graph shows the remarkable energy savings achieved with a variable speed compressor in a typical installation.

VARIABLE SPEED WITH INVERTER

Energy consumption reduction and environment protection are among the biggest global challenges today. STORM compressors, in the 11, 22, 37, 55 and 75 kW power range, are also available in the variable speed (VS) version which ensures high performances and energy efficient solutions.

The frequency converter dynamically regulates frequency, voltage and current values supplied to the motor, constantly eliminating useless power drops and consequently adjusting the compressed air generation actually required.

The benefits of using the STORM VS with inverter are remarkable:

- continuous control of the compressed air generated by varying the speed of the electric motor from 40% up to 100% of the full speed;
- the compressed air generated is therefore constantly proportional to the requirements of the system;
- pressure control inside the system, in a range between 6 and 10 bar, depending on the chosen compressor model.



ADVANCED ELECTRONIC CONTROLLERS FOR OPTIMAL MONITORING OF ALL MACHINE FUNCTIONS

Electronic controllers installed on our rotary screw compressors are specifically designed to ensure optimal monitoring and adjustment as well as flexibility and complete programming to guarantee the maximum efficiency and safety.



ETIV

Backlit multi-function and multi-language LCD display with drop-down menu. Main data displayed are:

- operating pressure (loaded, idle pressure);
- oil temperature;
- compressor status (stand-by, idle, loaded);
- fan status (on);
- date and time;
- remaining hours to maintenance;
- total operation hours;
- load operation hours;
- inverter percentage of use (VS models only).



ETMII

Controller with multi-function display and alphanumeric menu.

The main screen displays:

- operating pressure;
- oil temperature;
- total operation hours;
- load operation hours;
- compressor status led (stand-by, idle, loaded);

The ETMII has also the following functions:

- four maintenance timers (air cartridge, oil, oil filter, separator filter);
- auto-restart after power failure;
- programmable cooling fan temperature;
- programmable remote control start of the compressor;
- integrated phases sequence relay.



SMS DEVICE Service Management System

SMS is the innovative device to remote control and perform predictive maintenance on screw compressors equipped with an ETIV controller.

The device automatically sends an e-mail (up to 3 addresses to be defined during set-up) in case of an alarm and according to pre-set thresholds (every hour, every day, every week): this feature allows you to schedule routine maintenance and the timely intervention in case of special maintenance on the compressor it is connected to.

Furthermore, you can have full remote control from any device (tablet, smartphone, PC, notebook, etc.), via a web page, as long as it is connected to the same Internet network as the SMS device.

Predictive and targeted maintenance:

- automated e-mails in case of alarms,
- automated e-mails every hour / day / week.

Compressor remote control:

- access to the various menu levels (user, service),
- compressor online status check,
- on / off control,
- no software to be installed.

Compressor control

Pressure switch with pressure gauge and counter

Dryer module

Dryer module in tank-mounted "ES" versions

Ball tap


easier condensation drainage



FS14 air-end



Entirely designed, manufactured and tested in our Italian plant: the special design of the rotor profile ensures high performances.



★ Ease of use

User-friendly ON / OFF electromechanical control.

★ Easy maintenance

Fast and simple ordinary maintenance thanks to the easy accessibility of internal components.

★ Extremely silent

The centrifugal fan, activated through thermostatic control, ensures proper cooling, maintaining the noise level of the machine low.

★ Phases sequence relay

Checks the correct direction of rotation of the screw unit at the first start-up.



Model	Code	Air receiver ℓ	Power		Air delivered			Max. pressure		Sound level dB(A)	Connection G	Weight		Dimensions L x W x H (cm)
			kW	HP	L/min.	m ³ /h	c.f.m.	bar	p.s.i.			kg	Lbs	

GHIBLI SE 2.2-3.0-4.0 - Electromechanical

1 Floor mounted

GHIBLI SE 2.2-10 M*	V51JT60SHA572	–	2.2 M	3	240	14.4	8.5	10	145	58	1/2"	87	192	58 x 48 x 76
GHIBLI SE 2.2-08	V51JU72SHA572	–	2.2	3	325	19.5	11.5	8	116	58	1/2"	87	192	58 x 48 x 76
GHIBLI SE 2.2-10	V51JT72SHA572	–	2.2	3	290	17.4	10.2	10	145	58	1/2"	87	192	58 x 48 x 76
GHIBLI SE 3.0-08	V51JS72SHA572	–	3	4	430	25.8	15.2	8	116	59	1/2"	92	203	58 x 48 x 76
GHIBLI SE 3.0-10	V51JQ72SHA572	–	3	4	385	23.1	13.6	10	145	59	1/2"	92	203	58 x 48 x 76
GHIBLI SE 4.0-08	V51JR72SHA572	–	4	5.5	580	34.8	20.5	8	116	60	1/2"	93	205	58 x 48 x 76
GHIBLI SE 4.0-10	V51JP72SHA572	–	4	5.5	485	29.1	17.1	10	145	60	1/2"	93	205	58 x 48 x 76

2 Tank-mounted

GHIBLI SE 2.2-10-200 M*	V77JT60SHA572	200	2.2 M	3	240	14.4	8.5	10	145	58	1/2"	144	318	144 x 51 x 128
GHIBLI SE 2.2-08-200	V77JU72SHA572	200	2.2	3	325	19.5	11.5	8	116	58	1/2"	144	318	144 x 51 x 128
GHIBLI SE 2.2-10-200	V77JT72SHA572	200	2.2	3	290	17.4	10.2	10	145	58	1/2"	144	318	144 x 51 x 128
GHIBLI SE 3.0-08-200	V77JS72SHA572	200	3	4	430	25.8	15.2	8	116	59	1/2"	149	329	144 x 51 x 128
GHIBLI SE 3.0-10-200	V77JQ72SHA572	200	3	4	385	23.1	13.6	10	145	59	1/2"	149	329	144 x 51 x 128
GHIBLI SE 4.0-08 -200	V77JR72SHA572	200	4	5.5	580	34.8	20.5	8	116	60	1/2"	150	331	144 x 51 x 128
GHIBLI SE 4.0-10-200	V77JP72SHA572	200	4	5.5	485	29.1	17.1	10	145	60	1/2"	150	331	144 x 51 x 128

3 Tank-mounted with dryer

GHIBLI SE 2.2-08-200 ES	V77JU72SHA672	200	2.2	3	325	19.5	11.5	8	116	58	1/2"	174	384	144 x 51 x 128
GHIBLI SE 2.2-10-200 ES	V77JT72SHA672	200	2.2	3	290	17.4	10.2	10	145	58	1/2"	174	384	144 x 51 x 128
GHIBLI SE 3.0-08-200 ES	V77JS72SHA672	200	3	4	430	25.8	15.2	8	116	59	1/2"	179	395	144 x 51 x 128
GHIBLI SE 3.0-10-200 ES	V77JQ72SHA672	200	3	4	385	23.1	13.6	10	145	59	1/2"	179	395	144 x 51 x 128
GHIBLI SE 4.0-08-200 ES	V77JR72SHA672	200	4	5.5	580	34.8	20.5	8	116	60	1/2"	180	397	144 x 51 x 128
GHIBLI SE 4.0-10-200 ES	V77JP72SHA672	200	4	5.5	485	29.1	17.1	10	145	60	1/2"	180	397	144 x 51 x 128

M* = single-phase

Air supplied measured at 7.5 - 9.5 bar at the compressor outlet, as required by ISO 1217 annex C. ± 3 dB(A) and as required by PNEUROP/CAGI PN-NTC 2.3.

Star-delta starter

with ETMII electronic controller which manages the entire operation of the machine and system diagnosis.

Spin-on oil and separator filters

The oversized filters ensure long operation intervals and costs reduction.

Pressure transducer

It ensures an optimal and stable operation over the time. It allows to modify the work pressure directly from the electronic controller with no mechanical intervention.

Dryer module

On-tank versions available also with refrigerated dryer (ES).

Ball tap

easier condensation drainage

High performances FS14 air-end 

Exclusive design of the air-end, intake regulator and separator block with minimum pressure valve.



★ Highest energy savings

Star-delta starter reduces energy consumption.

★ Easy maintenance


Fast and simple ordinary maintenance thanks to the easy accessibility of internal components.

★ Extremely silent and compact

The centrifugal fan, activated through thermostatic control, ensures proper cooling, maintaining the noise level of the machine low.

★ Plug&Play

The machine is supplied ready to use: plug it to the power supply and to the distribution system to start working with no plant installation difficulties.



Model	Code	Air receiver ℓ	Power		Air delivered			Max. pressure		Sound level dB(A)	Connection G	Weight		Dimensions L x W x H (cm)
			kW	HP	L/min.	m ³ /h	c.f.m.	bar	p.s.i.			kg	Lbs	

GHIBLI 4.0-5.5 with electronic control unit

1 Floor mounted

GHIBLI 4.0-08	V51JR92SHA572	–	4	5.5	580	34.8	20.5	8	116	60	1/2"	94	208	60 x 49 x 76
GHIBLI 4.0-10	V51JP92SHA572	–	4	5.5	485	29.1	17.1	10	145	60	1/2"	94	208	60 x 49 x 76
GHIBLI 4.0-13	V51JV92SHA572	–	4	5.5	330	19.8	11.6	13	188	60	1/2"	94	208	60 x 49 x 76
GHIBLI 5.5-08	V51JW92SHA572	–	5.5	7.5	720	43.2	25.4	8	116	64	1/2"	125	276	62 x 54 x 78
GHIBLI 5.5-10	V51JO92SHA572	–	5.5	7.5	650	39	22.9	10	145	64	1/2"	125	276	62 x 54 x 78
GHIBLI 5.5-13	V51JM92SHA572	–	5.5	7.5	485	29.1	17.1	13	188	64	1/2"	125	276	62 x 54 x 78

2 Tank-mounted

GHIBLI 4.0-08-200	V77JR92SHA572	200	4	5.5	580	34.8	20.5	8	116	60	1/2"	151	333	144 x 52 x 128
GHIBLI 4.0-10-200	V77JP92SHA572	200	4	5.5	485	29.1	17.1	10	145	60	1/2"	151	333	144 x 52 x 128
GHIBLI 5.5-08-270	V91JW92SHA572	270	5.5	7.5	720	43.2	25.4	8	116	64	1/2"	185	408	156 x 57 x 139
GHIBLI 5.5-10-270	V91JO92SHA572	270	5.5	7.5	650	39	22.9	10	145	64	1/2"	185	408	156 x 57 x 139
GHIBLI 5.5-08-500	V83JW92SHA572	500	5.5	7.5	720	43.2	25.4	8	116	64	1/2"	247	545	200 x 60 x 148
GHIBLI 5.5-10-500	V83JO92SHA572	500	5.5	7.5	650	39	22.9	10	145	64	1/2"	247	545	200 x 60 x 148

3 Tank-mounted with dryer

GHIBLI 4.0-08-200 ES	V77JR92SHA672	200	4	5.5	580	34.8	20.5	8	116	60	1/2"	181	399	144 x 55 x 128
GHIBLI 4.0-10-200 ES	V77JP92SHA672	200	4	5.5	485	29.1	17.1	10	145	60	1/2"	181	399	144 x 55 x 128
GHIBLI 5.5-08-270 ES	V91JW92SHA672	270	5.5	7.5	720	43.2	25.4	8	116	64	1/2"	215	474	156 x 57 x 139
GHIBLI 5.5-10-270 ES	V91JO92SHA672	270	5.5	7.5	650	39	22.9	10	145	64	1/2"	215	474	156 x 57 x 139
GHIBLI 5.5-08-500 ES	V83JW92SHA672	500	5.5	7.5	720	43.2	25.4	8	116	64	1/2"	277	611	200 x 60 x 148
GHIBLI 5.5-10-500 ES	V83JO92SHA672	500	5.5	7.5	650	39	22.9	10	145	64	1/2"	277	611	200 x 60 x 148

Air supplied measured at 7.5 - 9.5 - 12.5 bar at the compressor outlet, as required by ISO 1217 annex C. ± 3 dB(A) and as required by PNEUROP/CAGI PN-NTC 2.3.

ETMI electronic controller

The display shows: operating pressure, load/total working hours, idle/load status, oil temperature.

The **Poly-V belt** drive ensures a long useful life and minimal maintenance interventions.

Ventilation is independent of the electric motor.

Fast and convenient ordinary maintenance thanks to the easy accessibility of internal components.

Dryer module

Dryer module available on the on-tank models (ES).

Ball tap

easier condensation drainage

Easy to transport

The lifting bars placed at the base of the tank (both front and rear), facilitate its lifting and transport.



High performances FS26TF air-end

Air-end, intake regulator, separator block and minimum pressure valve of our design and manufacturing, Made in Italy.



★ Low R.P.M.

★ Extremely silent and compact

★ Plug&Play

★ User-friendly

★ Low energy consumption

★ High efficiency

Model	Code	Air receiver ℓ	Power		Air delivered			Max. pressure		Sound level dB(A)	Connection G	Weight		Dimensions L x W x H (cm)
			kW	HP	l./min.	m ³ /h	c.f.m.	bar	p.s.i.			kg	Lbs	

STORM 8-11-15 with FS26TF screw unit

1 Floor mounted

STORM 8-08	V60NG92SHA772	–	7.5	10	1250	75	44.1	8	116	68	3/4"	185	407	82 x 68 x 98
STORM 8-10	V60NH92SHA772	–	7.5	10	1000	60	35.3	10	145	68	3/4"	185	407	82 x 68 x 98
STORM 8-13	V60NI92SHA772	–	7.5	10	750	45	26.5	13	188	68	3/4"	185	407	82 x 68 x 98
STORM 11-08	V60NL92SHA772	–	11	15	1650	99	58.2	8	116	69	3/4"	200	440	82 x 68 x 98
STORM 11-10	V60NM92SHA772	–	11	15	1500	90	53	10	145	69	3/4"	200	440	82 x 68 x 98
STORM 11-13	V60NN92SHA772	–	11	15	1100	66	38.8	13	188	69	3/4"	200	440	82 x 68 x 98
STORM 15-08	V60NP92SHA772	–	15	20	2150	129	75.9	8	116	70	3/4"	235	517	82 x 68 x 98
STORM 15-10	V60NQ92SHA772	–	15	20	1850	111	65.3	10	145	70	3/4"	235	517	82 x 68 x 98
STORM 15-13	V60NR92SHA772	–	15	20	1500	90	53	13	188	70	3/4"	235	517	82 x 68 x 98

2 Tank-mounted

STORM 8-08-270	V91NG92SHA772	270	7.5	10	1250	75	44.1	8	116	68	3/4"	245	541	156 x 68 x 151
STORM 8-10-270	V91NH92SHA772	270	7.5	10	1000	60	35.3	10	145	68	3/4"	245	541	156 x 68 x 151
STORM 8-13-270	V91NI92SHA772	270	7.5	10	750	45	26.5	13	188	68	3/4"	280	617	156 x 68 x 151
STORM 8-08-500	V83NG92SHA772	500	7.5	10	1250	75	44.1	8	116	68	3/4"	307	678	200 x 68 x 163
STORM 8-10-500	V83NH92SHA772	500	7.5	10	1000	60	35.3	10	145	68	3/4"	307	678	200 x 68 x 163
STORM 8-13-500	V83NI92SHA772	500	7.5	10	750	45	26.5	13	188	68	3/4"	339	747	200 x 68 x 163
STORM 11-08-270	V91NL92SHA772	270	11	15	1650	99	58.2	8	116	69	3/4"	260	574	156 x 68 x 151
STORM 11-10-270	V91NM92SHA772	270	11	15	1500	90	53	10	145	69	3/4"	260	574	156 x 68 x 151
STORM 11-13-270	V91NN92SHA772	270	11	15	1100	66	38.8	13	188	69	3/4"	295	650	156 x 68 x 151
STORM 11-08-500	V83NL92SHA772	500	11	15	1650	99	58.2	8	116	69	3/4"	322	711	200 x 68 x 163
STORM 11-10-500	V83NM92SHA772	500	11	15	1500	90	53	10	145	69	3/4"	322	711	200 x 68 x 163
STORM 11-13-500	V83NN92SHA772	500	11	15	1100	66	38.8	13	188	69	3/4"	354	780	200 x 68 x 163
STORM 15-08-500	V83NP92SHA772	500	15	20	2150	129	75.9	8	116	70	3/4"	357	788	200 x 68 x 163
STORM 15-10-500	V83NQ92SHA772	500	15	20	1850	111	65.3	10	145	70	3/4"	357	788	200 x 68 x 163
STORM 15-13-500	V83NR92SHA772	500	15	20	1500	90	53	13	188	70	3/4"	389	858	200 x 68 x 163

3 Tank-mounted with dryer

STORM 8-08-270 ES	V91NG92SHA872	270	7.5	10	1250	75	44.1	8	116	68	3/4"	343	755	156 x 68 x 151
STORM 8-10-270 ES	V91NH92SHA872	270	7.5	10	1000	60	35.3	10	145	68	3/4"	343	755	156 x 68 x 151
STORM 8-13-270 ES	V91NI92SHA872	270	7.5	10	750	45	26.5	13	188	68	3/4"	378	833	156 x 68 x 151
STORM 8-08-500 ES	V83NG92SHA872	500	7.5	10	1250	75	44.1	8	116	68	3/4"	375	825	200 x 68 x 163
STORM 8-10-500 ES	V83NH92SHA872	500	7.5	10	1000	60	35.3	10	145	68	3/4"	375	825	200 x 68 x 163
STORM 8-13-500 ES	V83NI92SHA872	500	7.5	10	750	45	26.5	13	188	68	3/4"	407	897	200 x 68 x 163
STORM 11-08-270 ES	V91NL92SHA872	270	11	15	1650	99	58.2	8	116	69	3/4"	363	799	156 x 68 x 151
STORM 11-10-270 ES	V91NM92SHA872	270	11	15	1500	90	53	10	145	69	3/4"	363	799	156 x 68 x 151
STORM 11-13-270 ES	V91NN92SHA872	270	11	15	1100	66	38.8	13	188	69	3/4"	398	877	156 x 68 x 151
STORM 11-08-500 ES	V83NL92SHA872	500	11	15	1650	99	58.2	8	116	69	3/4"	395	869	200 x 68 x 163
STORM 11-10-500 ES	V83NM92SHA872	500	11	15	1500	90	53	10	145	69	3/4"	395	869	200 x 68 x 163
STORM 11-13-500 ES	V83NN92SHA872	500	11	15	1100	66	38.8	13	188	69	3/4"	427	941	200 x 68 x 163
STORM 15-08-500 ES	V83NP92SHA872	500	15	20	2150	129	75.9	8	116	70	3/4"	436	959	200 x 68 x 163
STORM 15-10-500 ES	V83NQ92SHA872	500	15	20	1850	111	65.3	10	145	70	3/4"	436	959	200 x 68 x 163
STORM 15-13-500 ES	V83NR92SHA872	500	15	20	1500	90	53	13	188	70	3/4"	468	1032	200 x 68 x 163

Air supplied measured at 7.5 - 9.5 - 12.5 bar at the compressor outlet, as required by ISO 1217 annex C. ± 3 dB(A) and as required by PNEUROP/CAGI PN-NTC 2.3.

STORM 16

15 kW

ETMI electronic controller

High performances FS50TF air-end 
Air-end, intake regulator, separator block and minimum pressure valve of our design and manufacturing, entirely Made in Italy.



Multi-function and multi-language ETIV electronic controller

It manages and controls all functions of the compressor.
It allows the installation of the SMS Device (optional).



Integrated filters and dryer

The STORM 11 ES VS model has a complete and fully integrated module that includes a refrigerated dryer and an inlet / outlet filtering system.

High-efficiency inverter

Easy to transport

The lifting holes placed at the base (both front and rear), facilitate its lifting and transport.



STORM 11 VS

11 kW

STORM 16

- ★ High performances FS50TF air-end
- ★ 3 available set-ups: floor mounted, tank-mounted or tank-mounted with dryer

The STORM 16 has the same features of the STORM 15 but with a larger air-end (FS50TF), to ensure the maximum performances in the same power range.



STORM 11 VS Variable speed

- ★ Extremely silent and compact
- ★ Energy savings
- ★ Plug&Play
- ★ All-in-one

Particularly suitable for companies that use compressed air with frequently varying flow rate: variable speed operation allows the machine to adjust the flow rate on the actual request.

The electronic controller monitors and adjusts the air-end speed, modulating the air generation to maintain a constant pressure inside the network and resulting in immediate benefits such as: constant pressure, optimised electricity consumption, appropriate generation of compressed air on the actual demand and minimal wear of mechanical parts.

Model	Code	Air receiver ℓ	Power		Air delivered (max. / min.)			Max. pressure		Sound level dB(A)	Connection G	Weight		Dimensions L x W x H (cm)
			kW	HP	l./min.	m ³ /h	c.f.m.	bar	p.s.i.			kg	Lbs	

STORM 16 with FS50TF air-end

1 Floor mounted

STORM 16-08	V60NB92SHA772	–	15	20	2350	141	83	8	116	68	3/4"	240	528	82 x 68 x 98
STORM 16-10	V60NY92SHA772	–	15	20	2050	123	72.4	10	145	68	3/4"	240	528	82 x 68 x 98
STORM 16-13	V60NW92SHA772	–	15	20	1750	105	61.8	13	188	68	3/4"	240	528	82 x 68 x 98

2 Tank-mounted

STORM 16-08-500	V83NB92SHA772	500	15	20	2350	141	83	8	116	68	3/4"	362	799	200 x 68 x 163
STORM 16-10-500	V83NY92SHA772	500	15	20	2050	123	72.4	10	145	68	3/4"	362	799	200 x 68 x 163
STORM 16-13-500	V83NW92SHA772	500	15	20	1750	105	61.8	13	188	68	3/4"	394	869	200 x 68 x 163

3 Tank-mounted with dryer

STORM 16-08-500 ES	V83NB92SHA872	500	15	20	2350	141	83	8	116	68	3/4"	436	959	200 x 68 x 163
STORM 16-10-500 ES	V83NY92SHA872	500	15	20	2050	123	72.4	10	145	68	3/4"	436	959	200 x 68 x 163
STORM 16-13-500 ES	V83NW92SHA872	500	15	20	1750	105	61.8	13	188	68	3/4"	468	1032	200 x 68 x 163

Air supplied measured at 7.5 - 9.5 - 12.5 bar at the compressor outlet, as required by ISO 1217 annex C. ± 3 dB(A) and as required by PNEUROP/CAGI PN-NTC 2.3.

Model	Code	Air receiver ℓ	Power		Air delivered			Max. pressure		Sound level dB(A)	Connection G	Weight		Dimensions L x W x H (cm)
			kW	HP	l./min.	m ³ /h	c.f.m.	bar	p.s.i.			kg	Lbs	

STORM 11 VS Variable speed, with FS26TF air-end

4 Floor mounted, variable speed

STORM 11-08 VS	V60SN97SHA772	–	11	15	1650 / 680	99 / 41	58 / 24	8	116	63	3/4"	271	598	120 x 74 x 100
STORM 11-10 VS	V60SP97SHA772	–	11	15	1500 / 620	90 / 37	53 / 22	10	145	63	3/4"	271	598	120 x 74 x 100

5 Variable speed with dryer

STORM 11-08 ES VS	V60SN97SHA872	–	11	15	1650 / 680	99 / 41	58 / 24	8	116	63	3/4"	306	675	120 x 74 x 100
STORM 11-10 ES VS	V60SP97SHA872	–	11	15	1500 / 620	90 / 37	53 / 22	10	145	63	3/4"	306	675	120 x 74 x 100

Multi-function and multi-language ETIV electronic controller

It manages and controls all functions of the compressor and system diagnosis. It allows the installation of the SMS Device (optional).



1



Pre-filtering panel

The ventilation circuit is fitted with a pre-filter panel that filters the incoming dust and keeps the inside of the machine clean.

Easy maintenance

Wide front and rear access panels allow immediate access to the internal components, thus reducing inspection and maintenance times. The two removable panels placed at the base of the machine, preserve the cleaning and ensure greater silent operation, when installed.

High performances FS50TF air-end

Air-end, intake regulator, separator block and minimum pressure valve of our design and manufacturing, Made in Italy.



Version with inverter

The frequency converter dynamically regulates frequency, voltage and current values supplied to the motor, constantly eliminating useless power drops and consequently adjusting the compressed air generation actually required.

Dryer module

The models STORM 18.5 and STORM 22 are also available with refrigerated dryer module.

2



3

★ Efficient ventilation

The thermostatically controlled centrifugal fan cools down the oversized air-oil heat exchanger allowing the compressor to run even in the most severe temperature conditions.

★ Energy savings

The electropneumatic system regulating the compressor functioning ensures the minimum required pressure during un-loaded operation and maximum energy savings at start-up, thus optimising the energy cost / air generated ratio.

★ High reliability

The oxidation resistant minimum pressure valve is machined from solid. A great manufacturing attention to ensure operations even in extreme conditions.



Model	Code	Power		Air delivered (max. / min.)			Max. pressure		Sound level dB(A)	Connection G	Weight		Dimensions L x W x H (cm)
		kW	HP	l./min.	m ³ /h	c.f.m.	bar	p.s.i.			kg	Lbs	

STORM 18.5-22

1 Floor mounted

STORM 18.5-08	V60QA92SHA772	18.5	25	2800	168	99	8	116	66	1"	350	774	136 x 83 x 113
STORM 18.5-10	V60QB92SHA772	18.5	25	2500	150	88	10	145	66	1"	350	774	136 x 83 x 113
STORM 18.5-13	V60QC92SHA772	18.5	25	2150	129	76	13	188	66	1"	350	774	136 x 83 x 113
STORM 22-08	V60QD92SHA772	22	30	3350	201	118	8	116	68	1"	380	840	136 x 83 x 113
STORM 22-10	V60QE92SHA772	22	30	3000	180	106	10	145	68	1"	380	840	136 x 83 x 113
STORM 22-13	V60QF92SHA772	22	30	2400	144	85	13	188	68	1"	380	840	136 x 83 x 113

2 Floor mounted with dryer

STORM 18.5-08 ES	V60QA92SHA872	18.5	25	2800	168	99	8	116	66	1 -1/4"	400	883	172 x 83 x 113
STORM 18.5-10 ES	V60QB92SHA872	18.5	25	2500	150	88	10	145	66	1 -1/4"	400	883	172 x 83 x 113
STORM 18.5-13 ES	V60QC92SHA872	18.5	25	2150	129	76	13	188	66	1 -1/4"	400	883	172 x 83 x 113
STORM 22-08 ES	V60QD92SHA872	22	30	3350	201	118	8	116	68	1 -1/4"	430	949	172 x 83 x 113
STORM 22-10 ES	V60QE92SHA872	22	30	3000	180	106	10	145	68	1 -1/4"	430	949	172 x 83 x 113
STORM 22-13 ES	V60QF92SHA872	22	30	2400	144	85	13	188	68	1 -1/4"	430	949	172 x 83 x 113

3 Floor mounted, variable speed

STORM 22-08 VS	V60QD97SHA772	22	30	3350 / 1350	201 / 81	118 / 48	8	116	68	1"	390	861	139 x 83 x 113
STORM 22-10 VS	V60QE97SHA772	22	30	3050 / 1220	183 / 73.2	108 / 43	10	145	68	1"	390	861	139 x 83 x 113

4 Floor mounted, variable speed with dryer

STORM 22-08 ES VS	V60QD97SHA872	22	30	3350 / 1350	201 / 81	118 / 48	8	116	68	1 -1/4"	440	971	175 x 83 x 113
STORM 22-10 ES VS	V60QE97SHA872	22	30	3050 / 1220	183 / 73.2	108 / 43	10	145	68	1 -1/4"	440	971	175 x 83 x 113

Air supplied measured at 7.5 - 9.5 - 12.5 bar at the compressor outlet, as required by ISO 1217 annex C. ± 3 dB(A) and as required by PNEUROP/CAGI PN-NTC 2.3.

Multi-function and multi-language ETIV electronic controller

It manages and controls all functions of the compressor.

It allows to connect up to 4 compressors at the same time as well the installation of the SMS device.



Pre-filtering panel

The ventilation circuit is fitted with a pre-filter panel that filters the incoming dust and keeps the inside of the machine clean.



Storm 55 and 75 kW versions are equipped with double separator filter.

High performance air-ends

The STORM range from 30 to 75 kW is fitted with high performances FS100, FS130, FS250 air-ends, of our exclusive design.



5

Easy access and maintenance

Wide front and rear access panels allow immediate access to the internal components, thus reducing inspection and maintenance times. The two removable panels placed at the base of the machine, preserve the cleaning and ensure greater silent operation, when installed.

★ **Efficient ventilation**

The thermostatically controlled centrifugal fan cools down the oversized air-oil heat exchanger allowing the compressor to run even in the most severe temperature conditions.

★ **Energy savings**

The electropneumatic system regulating the compressor functioning ensures the minimum required pressure during un-loaded operation and maximum energy savings at start-up, thus optimising the energy cost / air generated ratio.

★ **High reliability**

★ **Extremely silent operation**

★ **Low maintenance costs**



Dryer module
Storm 31 and 38 models are also available
in ES version with refrigerated dryer.

Model	Code	Power		Air delivered (max. / min.)			Max. pressure		Sound level dB(A)	Connection G	Weight		Dimensions L x W x H (cm)
		kW	HP	l./min.	m ³ /h	c.f.m.	bar	p.s.i.			kg	Lbs	
STORM 31-38													
1 Floor mounted													
STORM 31-08	V60BU92SHA772	30	40	4700	282	165.9	8	116	70	1 -1/4"	630	1392	153 x 88 x 144
STORM 31-10	V60BV92SHA772	30	40	4200	252	148.3	10	145	70	1 -1/4"	630	1392	153 x 88 x 144
STORM 31-13	V60BW92SHA772	30	40	3400	204	120	13	188	70	1 -1/4"	630	1392	153 x 88 x 144
STORM 38-08	V60BK92SHA772	37	50	6000	360	212	8	116	68	1 -1/4"	700	1547	153 x 88 x 144
STORM 38-10	V60BJ92SHA772	37	50	5300	318	187	10	145	68	1 -1/4"	700	1547	153 x 88 x 144
STORM 38-13	V60BI92SHA772	37	50	4000	240	141	13	188	68	1 -1/4"	700	1547	153 x 88 x 144
2 Floor mounted with dryer													
STORM 31-08 ES	V60BU92SHA872	30	40	4700	282	165.9	8	116	70	1 -1/2"	710	1567	186 x 91 x 144
STORM 31-10 ES	V60BV92SHA872	30	40	4200	252	148.3	10	145	70	1 -1/2"	710	1567	186 x 91 x 144
STORM 31-13 ES	V60BW92SHA872	30	40	3400	204	120	13	188	70	1 -1/2"	710	1567	186 x 91 x 144
STORM 38-08 ES	V60BK92SHA872	37	50	6000	360	212	8	116	68	1 -1/2"	780	1721	186 x 91 x 144
STORM 38-10 ES	V60BJ92SHA872	37	50	5300	318	187	10	145	68	1 -1/2"	780	1721	186 x 91 x 144
STORM 38-13 ES	V60BI92SHA872	37	50	4000	240	141	13	188	68	1 -1/2"	780	1721	186 x 91 x 144
3 Floor mounted, variable speed													
STORM 38-08 VS	V60BK97SHA772	37	50	5900 / 2350	354 / 141	208 / 83	8	116	72	1 -1/4"	725	1600	156 x 88 x 144
STORM 38-10 VS	V60BJ97SHA772	37	50	5200 / 2050	312 / 123	184 / 72	10	145	72	1 -1/4"	725	1600	156 x 88 x 144
4 Floor mounted, variable speed with dryer													
STORM 38-08 ES VS	V60BK97SHA872	37	50	5900 / 2350	354 / 141	208 / 83	8	116	72	1 -1/2"	805	1777	186 x 91 x 144
STORM 38-10 ES VS	V60BJ97SHA872	37	50	5200 / 2050	312 / 123	184 / 72	10	145	72	1 -1/2"	805	1777	186 x 91 x 144
STORM 45-55-56-75													
5 Floor mounted													
STORM 45-08	V60BM92SHA872	45	60	7200	432	254	7.5	109	72	1 -1/2"	910	2002	161 x 99 x 156
STORM 45-10	V60BN92SHA872	45	60	6500	390	229	10	145	72	1 -1/2"	910	2002	161 x 99 x 156
STORM 45-13	V60BQ92SHA872	45	60	5100	306	180	13	188	72	1 -1/2"	910	2002	161 x 99 x 156
STORM 55-08	V60BR92SHA772	55	75	8600	516	304	7.5	109	74	1 -1/2"	952	2094	161 x 99 x 156
STORM 55-10	V60BS92SHA772	55	75	7800	468	275	10	145	74	1 -1/2"	952	2094	161 x 99 x 156
STORM 55-13	V60BT92SHA772	55	75	6400	384	226	13	188	74	1 -1/2"	952	2094	161 x 99 x 156
STORM 56-08	V60BA92SHA772	55	75	9300	558	328	7.5	109	70	2"	1650	3630	182 x 112 x 186
STORM 56-10	V60BB92SHA772	55	75	8300	498	293	10	145	70	2"	1650	3630	182 x 112 x 186
STORM 56-13	V60BC92SHA772	55	75	7000	420	247	13	188	70	2"	1650	3630	182 x 112 x 186
STORM 75-08	V60BD92SHA772	75	100	12200	732	431	7.5	109	72	2"	1720	3784	182 x 112 x 186
STORM 75-10	V60BE92SHA772	75	100	10500	630	371	10	145	72	2"	1720	3784	182 x 112 x 186
STORM 75-13	V60BF92SHA772	75	100	8300	498	293	13	188	72	2"	1720	3784	182 x 112 x 186
6 Floor mounted, variable speed													
STORM 56-08 VS	V60BA97SHA772	55	75	9300 / 3700	558 / 222	328 / 131	8	116	70	2"	1686	3721	182 x 112 x 186
STORM 56-10 VS	V60BB97SHA772	55	75	8300 / 3300	498 / 198	293 / 116	10	145	70	2"	1686	3721	182 x 112 x 186
STORM 75-08 VS	V60BD97SHA772	75	100	12200 / 4800	732 / 288	431 / 169	8	116	72	2"	1756	3875	182 x 112 x 186
STORM 75-10 VS	V60BE97SHA772	75	100	10500 / 4200	630 / 252	371 / 148	10	145	72	2"	1756	3875	182 x 112 x 186

Air supplied measured at 7 - 7.5 - 9.5 - 12.5 bar at the compressor outlet, as required by ISO 1217 annex C. \pm 3 dB(A) and as required by PNEUROP/CAGI PN-NTC 2.3.



ORIGINAL SPARE PARTS

Extend the life and efficiency of your screw compressor

FSN is the brand of the original spare parts for SHAMAL compressors and identifies after-sales services. It guarantees that the components are original and that they were carefully selected, checked and tested by skilled technicians. Using FSN certified original spare parts reduces management costs and guarantees the efficiency, reliability and longevity of the compressor.

LONG LIFE KIT

To make it easier to replace components throughout the various maintenance intervals specified in the use and maintenance manuals, SHAMAL developed its **LONG LIFE KITS**, specifically created for all screw compressor models. Using LONG LIFE KIT ensures the maximum performances of the compressor. You can download the LLK catalogues from the website www.shamalcompressors.com and see the exploded drawings and spare parts, constantly updated for each compressor model.



Maintenance interval using non-original spare parts

Maintenance interval using FSN original spare parts **+20%**



ROTAR ECOFLUID LUBRICANTS

Formulated with high quality selected **mineral base** oils enhanced with advanced anti-oxidants, anti-wear (zinc free), rust preventers and antifoams, the FSN **RotarECOFLUID** oil offers an optimal control of oxidation and residue deposits as well as an excellent level of thermal stability and oxidation to ensure the longevity of equipment and long life performances.


#600000020	RotarECOFLUID 46 cSt - 1 x 3.8 L (3.3 kg) tank
#600000021	RotarECOFLUID 46 cSt - 1 x 20 L (17.36 kg) tank
#600000022	RotarECOFLUID 46 cSt - 1 x 200 L (174 kg) drum

ROTENERGY LUBRICANTS

Our **synthetic based** lubricants - FSN RotEnergy - have been specifically designed for use on our screw compressors, supplied by the world leading manufacturers. They are available in cans, drums or multiple packages:
RotEnergyPlus: ensures quick water separation and lower frictions and energy consumptions, extends maintenance intervals and ensures excellent lubrication of the bearings while offering an excellent protection.
RotEnergyFood: a high quality lubricant for rotary compressors, suitable for use in the food industry, where specific quality standards are required.

#600000018A	RotEnergyPlus 46 cSt - 1 x 3.8 L (3.25 kg) tank
#600000009A	RotEnergyPlus 46 cSt - 4 tanks x 3.8 L (3.25 kg) each
#600000007A	RotEnergyPlus 46 cSt - 1 x 19 L (16 kg) tank
#600000012A	RotEnergyPlus 46 cSt - 1 x 208 L (181 kg) drum
#600000014A	RotEnergyFood 46 cSt - 4 tanks x 3.9 L (3.25 kg) each
#600000016A	RotEnergyFood 46 cSt - 1 x 19 L (18.5 kg) tank
#600000017A	RotEnergyFood 46 cSt - 1 x 208 L (175 kg) drum

We recommend to change the oil according to the interval reported in the use and maintenance manual of the compressor or once a year. We suggest the use of our RotEnergy and RotarECOFLUID oil (NOT INCLUDED IN THE LONG LIFE KITS).



FNA S.p.A.

Via Einaudi, 6 - 10070 Robassomero (TO) - Italy
Tel. +39 011 9233000 - Fax +39 011 9241138
www.shamalcompressors.com
info@fnacompressors.com



Authorized distributor: